



# Spring Home Improvement

## lawn • garden • home

*Ideas, Tips  
& Tricks*

**2021**



## How to prepare a garden for spring planting



The final weeks of winter, and even the first few weeks of spring, are still chilly in many parts of the world. Despite those last vestiges of winter chills, late winter is a great time to begin preparing gardens for the coming planting season.

Gardens may have to withstand months of harsh weather each winter, and such conditions can take a toll. Gardeners can consider the following tips as they try to restore their gardens and get them ready for spring planting.

- Disinfect your tools. It's common to clean tools in late fall or whenever they're typically placed in storage for the winter. But cleaning and disinfecting are not necessarily the same thing. If tools were not disinfected at the end of the previous gardening season, disinfect them before doing any work on the garden. Doing so can ensure any lingering bacteria or fungi on tool surfaces are killed prior to the beginning of gardening season. According to the University of Minnesota Extension, plant

pathogens, including bacteria and viruses, can be transferred to and infect plants through bits of soil and plant debris left on shovels and pruner blades. Thoroughly disinfecting such tools prior to using them in the spring is a great way to reduce the risk of disease in your garden.

- Clear debris from garden beds. Leaves, twigs, sticks, and other debris may have gathered in the garden over the winter. Such debris can inhibit the growth of plants

**GARDEN.....Con't Pg. 7**

## The average timelines for popular renovation projects

Home renovation projects are significant undertakings. Working with skilled and experienced contractors can ensure projects go smoothly and are completed promptly. Timing is a big consideration for homeowners as they begin renovating their homes, and the home improvement experts at HomeAdvisor note that the following are some general timelines for popular renovation projects.

- Home addition: Short of a full-scale demolition and rebuild, home additions are the most time-consuming projects homeowners can undertake. HomeAdvisor notes that its survey of customers who recently completed home addition projects reported that the average time from start to finish was between three and four months. Certain variables, including the scale of the project and the local permits process, can extend the time it takes to complete a home addition.
- Kitchen remodel: Scale is a big factor to consider when estimating the time it takes



to complete various home improvement projects, and kitchen remodels are no exception. Some HomeAdvisor users reported projects taking as long as four months, though the average time reported was roughly six weeks. Projects that require major overhauls like rearranging the plumbing and moving walls will likely take longer than more cosmetic projects that are limited to replacing cabinets and countertops.

- Bathroom remodel: More than 1,000 homeowners surveyed by HomeAdvisor reported that bathroom re-

models took about 4.5 weeks from start to finish. Small-scale remodels that focus on painting the walls a fresh color and replacing existing tiles can be completed in less than two weeks. But like with kitchen remodels, bathroom remodels that involve replacing plumbing fixtures and removing walls figure to take much longer than that.

- Siding installation: HomeAdvisor users report that new siding projects take roughly two weeks from start to finish. That estimate is the same regardless of which

**PROJECTS.....Con't Pg. 6**

**The Napoleon State Bank**  
*Not your typical bank!*  
[www.napoleonstatebank.com](http://www.napoleonstatebank.com)  
FDIC

**Ridge Runner Pest Solutions LLC**  
Owner/Operator  
**OVER 20 YEARS EXPERIENCE**  
Licensed in Indiana & Kentucky  
**812-599-9402**  
We offer free estimates!  
**9320 E. 1050 N. • Canaan, IN 47224**  
[www.RidgeRunnerPest.com](http://www.RidgeRunnerPest.com)  
Email: [ridgerunnerpest@gmail.com](mailto:ridgerunnerpest@gmail.com)  
Termites • Bedbugs • Spiders • Roaches • Ants  
Mosquitos • Bees • Mice • Other Household Pests

NOW A PROUD DEALER OF  
**THE WORLD'S #1 SELLING FARM TRACTOR, MAHINDRA.**

**THORNTON'S MOTORCYCLE SALES**  
762 E. Co. Rd. 300 S. Versailles, IN  
**812.689.6347**  
[www.thorntoncycle.com](http://www.thorntoncycle.com)

**Mahindra Tractors**  
MahindraUSA.com © 2019 Mahindra USA Inc.

**Madison Truss Company**  
*Buy direct from manufacturers!*  
Roof trusses for house, barn, garages & commercial  
**812-273-5482**  
[www.madisontruss.com](http://www.madisontruss.com)

**Spring Home Improvement**  
**HOLMAN'S READY MIX**  
*and*  
**HOLMAN'S SEPTIC TANK SALES**  
4896 S. Old Michigan, Holton  
**812-689-5163**

**POWER. OUR LIVES DEPEND ON IT.**  
*From essentials like heating, cooling and lights, to daily necessities like cooking, laundry and the kid's bath-time, our lives run on electricity. Protect your home and family with a Generac automatic standby generator and keep life going without disruption.*

Purchase a 22kW total home backup generator and transfer switch at the discounted price of  
**\$5,900**  
*installed*

**When spring storms hit, don't be left in the dark!**

**Protect your Family!**

**REMC Southeastern Indiana**  
P.O. Box 196  
712 South Buckeye St.  
Osgood, IN 47037  
812-689-4111  
800-737-4111  
[contact\\_us@seiremc.com](mailto:contact_us@seiremc.com)  
[www.seiremc.com](http://www.seiremc.com)

**Friendly Reminders for Spring ...**

- Storms cause power outages. Don't be caught in the dark. Install a Total Home Backup Generator
- Look Up! Don't plant trees under power lines
- Trenching or digging? Make sure to call 811 before you dig.

**DogWatch**  
**HIDDEN FENCES**  
**of Southeast Indiana**  
Outdoor Hidden Fences • Indoor Boundaries • Training Products  
**(812) 756-0586**  
[dogwatchseindiana.com](http://dogwatchseindiana.com)

**HOLLAND INSURANCE AGENCY**  
*Providing the coverage you need in all seasons*  
1321 S. Adams St.  
Versailles, IN 47042  
Phone: 812-689-6697  
[www.hollandinsagency.com](http://www.hollandinsagency.com)  
[ashley@hollandinsagency.com](mailto:ashley@hollandinsagency.com)  
f AUTO • HOME • FARM • BUSINESS

**TREE CITY METAL SALES**

- Metal Sales
- Pole Barns
- Garages
- Garage Doors

Crews Available  
**Steve Wagler**  
50 W. 650 N, Greensburg  
812-663-4863 Cell 812-525-6272

**Don't Miss COUNTRY CLIPPER ZERO TURN MOWER**  
**SAVE \$200\* Instantly**  
during the  
**Spring Sales Event XLT Promotion**  
**April 1st - May 31st, 2021**  
Make your next mower a Country Clipper

- 30 Years of Joystick Steering Control or Twin Lever Steering Options
- Stand-Up Deck (standard on all models)
- ContourDTS™ (Deck Tracking System)
- Much More!

**CountryClipper.com**

\*Available at participating dealers only. Applies to in-stock dealer inventory only. Promotion applicable on XLT models only. Pricing subject to change without notice. Discounts may vary. Offer valid April 1 - May 31, 2021. See participating dealer for details.

— Your Local Dealer: —  
Cutter's Mower Repair  
4505 Downey Ridge Road  
Rising Sun, IN  
812-667-5885



## How to add shade to a deck or patio

Homeowners eagerly await the arrival of the warm weather so they can cast off the remnants of cabin fever and bask in the sunshine. However, as summer nears its dog days, the same sun homeowners once coveted can contribute to uncomfortable conditions in outdoor entertaining spaces.

Meteorologists at WHAS11 in Kentucky took to their neighborhoods in July 2020 to test just how hot surfaces can get in the sun during peak daytime temperatures. Concrete sitting in the sun almost all day reached a temperature of 134.7 F, while the same con-

crete in the shade clocked in at just under 80 F. When air temperatures are around 90 F, unshaded concrete and asphalt can be 125 F and 140 F, respectively. While wood decking may not be as hot as asphalt and concrete, it still can get steamy underfoot.

Homeowners who want to be able to enjoy their outdoor spaces in an array of temperatures can think about investing in shade solutions. Sun-blocking ideas like awnings, shade trees and large umbrellas can help people enjoy their yards all day long.

• Canopy: A patio canopy is

SHADE.....Con't Pg. 7

## PROJECTS

Continued from Pg. 5

materials homeowners are replacing and installing.

• Replacement windows: Homeowners who want to replace all the windows in their home can expect such a project to take roughly three weeks. HomeAdvisor notes that such a timeline need not concern homeowners worried that they will be forced to brave the elements during the length of the project. Much of a contractors' time during a window replacement project will be spent on upfront measuring and then ensuring a tight fit once the windows have been installed.





**2385 South SR 129**  
**Versailles, IN**  
**812-689-6060**  
[www.HalcombHomeCenter.com](http://www.HalcombHomeCenter.com)

Carpet • Tile • Hardwood • Laminate • Vinyl

*Serving All Your Flooring Needs!*



20 E. Center St • Lawrenceburg

**812-537-0619**

[www.homefurnitureindiana.com](http://www.homefurnitureindiana.com)

[joe@homeflooringllc.com](mailto:joe@homeflooringllc.com)

Checking | Savings | Loans | CDs & IRAs | Trusts



**Building Stronger Communities.**

[fcnbank.com](http://fcnbank.com) | 800-575-3262

Member FDIC





*Inspire*

*Bring us your ideas and inspirations.*

Together with our design team, we'll turn your space into a beautiful place for family and friends.

**LEVENSTEINS**

**Abbey Carpet**

CARPET • VINYL • CERAMIC • WOOD

921 E. St. Rd. 46 • Greensburg, IN • 812.663.2404 • toll Free 888.663.2480

[www.levensteins.com](http://www.levensteins.com) • Monday - Friday 8:30-5:30, Saturday 8:30-1

**LAUGHERY**

*Valley Ag*



*For all your Home & Garden Needs!*

**SEED, FERTILIZER, PAINT, CHEMICALS, HARDWARE, AND MORE!**

*Visit us at two locations!*

**11016 U.S. 50**  
**Dillsboro, IN**  
**(812) 432-5267**

**336 N. Buckeye St.**  
**Osgood, IN**  
**(812) 689-4401**  
**(800) 221-9731**





**Franklin County Farmers Mutual Insurance**

**765-647-5841**

[www.fcfarmersmutual.org](http://www.fcfarmersmutual.org)

Providing Quality Insurance since 1900

Home, Auto, Farm, Commercial and Small Business Insurance

We offer Farm and Home Policies with \$500 Fire Coverage Deductible and \$1000 Wind/Hail Deductibles

We utilize our own in-house local insurance adjusters and local agents, so we can provide tailored coverage and personal attention to all of our policyholders

Call us today! We Will save you money!

Your local agent is Jim Cregar 812-569-6649



# SHADE

brellas can help people enjoy their yards all day long.

- Canopy: A patio canopy is typically a freestanding unit that can be installed over a patio or a deck. Some people prefer to bolt it down so it will not be knocked over in windy conditions. The fabric on the canopy can be removed during the off-season, helping to improve its longevity.
- Awning: Awnings may be stationary or retractable. Many are installed directly onto a home and can cast

shade on specific areas of outdoor entertaining spaces.

- Shade sail: Similar to an awning but a bit less structurally rigid, shade sails are large pieces of triangular fabric installed over areas of a patio, pool or landscape, according to The Family Handyman. Shade sails are light and airy and can be customized.
- Trees: A natural way to increase shade in a yard is to plant more shade trees. If sun glare is an issue all year long, and it's not just the heat

of the sun that is troublesome, think about planting evergreen trees. Deciduous cousins will drop their leaves in fall and only be effective during the warm weather.

- Patio umbrellas: Many umbrellas start at around \$25. Umbrellas can be paired with patio tables, while stationary cantilever umbrellas sit out of the way on their own heavy-duty stands. A cantilever umbrella tends to provide more shade than patio table umbrellas.
- Curtains: Homeowners can

block sunlight outdoors the way they do inside, offers MSN. Hang curtains from the sides of canopies or be-

tween posts on a deck to provide shade and cozy spaces. Shade is in high demand when the sun is hot. Options

abound for making outdoor areas more comfortable.



# GARDEN

and vegetables, so make sure all of it is removed prior to planting. Weeds might even begin to sprout up in late winter and early spring, so remove them before they go to seed.

- Test the soil. Testing the

soil prior to planting can help gardeners determine what their gardens will need to thrive in the coming months. Garden centers and home improvement stores sell home testing kits that are effective and easy to use. Once

the results are in, speak with a professional at your local garden center about the best time to amend the soil.

- Loosen compacted soil. Soil can become compacted over winter. If compacted soil is not loosened prior to planting, plants will have a hard time getting the water and nutrients they need to thrive. Loosening the soil also provides another opportunity to inspect the garden for any underlying issues, such as fungi or weed growth, that you may have missed when clearing debris or testing the soil.

Late winter is a good time to assess a garden and address any issues that developed over the winter so plants and vegetables can thrive come the spring planting season.

## Jackson's NURSERY, INC.

Residential & Commercial Landscaping - Garden Center



7183 E. CR 400 N., Greensburg, IN 47240  
Phone: (812) 527-2975 • Toll Free: (888) 596-9221  
www.jacksonsnursery.com • info@jacksonsnursery.com

Nothing can keep spring from coming!

## The Olde Garden Shack

Is still here to serve all your needs!



We have added a few options in addition to our regular service. We also offer curbside pick up and online ordering. For additional ways we are here to serve you during these times, please visit our website at [oldegardenshack.com](http://oldegardenshack.com) or visit our facebook page at [facebook.com/theoldegardenshack/](https://facebook.com/theoldegardenshack/)

Seasonal Farm Market bringing a full selection of Flowering Annuals, Perennials, and Seasonal Produce.

Let Our Family Bring your Garden into Full Color!

We have been on Highway 46 just east of Batesville, IN at 5757 Highway 46, Batesville, IN 47006 for 30 years. (812) 933-1155

[www.oldegardenshack.com](http://www.oldegardenshack.com) • Open 7 Days a Week • Garden Club Tours Always Welcome

Home Equity Line of Credit Rates as low as 3.25% APR and no closing costs\*

# You can do it. We can help.



## Low-Rate Home Equity Line

Now you can tackle that remodeling project, thanks to the equity in your home and our great low rate. A Civista Bank Home Equity Line of Credit offers the financing you need from a trusted lender. In fact, we've been helping families like yours for over 135 years!

Learn more at [civista.bank](http://civista.bank) or contact your local branch.



**Milan**  
106 Mill Street  
812.654.3504

**Osgood**  
510 South Buckeye  
812.689.4202

**Versailles**  
111 East US 50  
812.689.5102

Home Equity Line of Credit (HELOC) lowest rate is Prime (3.25% Annual Percentage Rate (APR) as of 03/01/2021). The lowest rate includes no closing costs for equity lines under \$500,000.00 that remain open for at least 36 months. If you close your line of credit within 36 months of account opening, the bank origination fee waived at account opening (\$350.00 as of 10/01/2020) may be assessed. Annual fee is \$75.00 and is waived the first year. The APR may vary based on The Wall Street Journal "Prime Rate" (Prime) as published on the first day of the month. Minimum APR is 3.25% and maximum APR is 25.00%. Rate and terms may change at any time and may vary by property type, loan amount, credit history, and loan-to-value ratio. Property insurance required and flood insurance may be required. Consult your tax advisor regarding the tax deductibility of interest. Important Consideration when managing Interest-Only Payments: the interest rate on a home equity line of credit is variable; therefore, your monthly interest-only payment may change with market rates. Your principal balance is only reduced when you make voluntary principal payments during the 15 year draw period of your home equity line of credit. At maturity, any remaining account balance outstanding will be due in a single balloon payment. At that time, the bank may, but is not obligated to, refinance the line of credit. Subject to credit and property approval.

Member FDIC  
NMLS# 412766  
LENDER

WE HAVE PURCHASED BROWN'S FARM IMPLEMENT, LLC.  
WE WELCOME EVERYONE TO COME SEE US IN MADISON!

## ANDERSONS' Sales & Service INC.

Family owned and operated for 30 years!  
STOP IN TODAY TO GET THE BEST EQUIPMENT AT THE BEST PRICE!

STIHL



Cub Cadet

eXmark



We repair ALL brands of mowers, trimmers & chains saws!  
2914 Clifty Dr. • Madison, IN • 812-273-4262 • [www.andersonssales.com](http://www.andersonssales.com)  
Hours: Monday - Friday 8:00 a.m. to 5:00 p.m. • Saturday 8:00 a.m. - 1:00 p.m.  
Find Everything You Need To Make Your Mowing Season A Breeze!

Watch for more Spring Home Improvement ideas, tips & tricks in The Versailles Republican on April 8!

Now open!

# 46W STORAGE

Easy as 1 - 2 - 3  
Select Your Unit Online  
@  
Complete Payment Info  
\$  
Receive Notifications When Unit is Ready  
  
812-363-6164  
[www.46wstorage.com](http://www.46wstorage.com)



# Lawn watering and fertilizing techniques

A lush, green lawn is a sight to behold. Many variables are involved in growing and maintaining grass, and water and fertilizer are among the most important components.

Knowing how much water and fertilizer to apply and when to apply it can make a big difference in the appearance and health of a lawn. That's because a well-fed and watered lawn will develop a better root system, which makes the lawn less vulnerable to stressors like

drought, mowing, foot traffic, and heat, according to the Scotts® company.

**Fertilize**

There is no magic formula governing when to fertilize a lawn. The type of grass and how well-established a lawn is must be considered. Experts suggest having the soil tested to determine its pH levels and if any nutrients are lacking. A fertilizing schedule can then be developed after testing. Keep in mind that overfeeding a lawn will not make it

grow any better and actually can damage the turf. Several small applications of fertilizer during the lawn's most active growing period may be helpful, advises the home improvement resource Tools Around the House. An annual application (late spring for warm-season grass or fall for cool-season grass) may be all that's needed.

Certain fertilizers need to be applied and watered in. Others may be combined with weed-control products and must be set on top of

damp grass. Read packaging to determine the right application.

**Water**

The right watering schedule and techniques can help a lawn thrive. Scotts® says adjusting for climate and nature can help grass to grow strongly. A lawn that has a grayish cast or appears dull green is telling an owner that it needs water. Another test is to step on the lawn. If footprints disappear quickly, the grass blades have enough moisture to spring back.

Water the lawn in the morning before 10 a.m. when it's cooler and the winds tend to be calm so that the water can soak in. For those who must water at night, do so in early evening so that the water can dry before nightfall and will not contribute to disease.

Scotts® says to water an established lawn until the top six to eight inches of soil is wet. Most lawns need one

to 1.5 inches of water per week from rain or a hose to soak the soil that deeply.

Newly established lawns may require more water to keep the soil moist but not soggy.

Visit a lawn care center for more information on watering the type of lawn for your area or visit [www.scotts.com](http://www.scotts.com) for additional tips.



**YOU CREATE  
A COMFORTABLE  
HOME OFFICE.**

**WE'LL PROVIDE  
THE CASH BONUS.**



Enjoy Cool Cash rebates up to \$1,650 on qualified Carrier® home comfort systems.

There's never been a better time to upgrade to Carrier comfort. For a limited time, you can claim up to \$1,650 in Cool Cash rebates on a new system\*. Contact us to learn more about how you can get year-round premium comfort and energy savings – without having to put in extra hours at the office.

**UP TO  
\$1,650  
COOL CASH REBATES\***


©2020 Carrier. All Rights Reserved.  
\*Purchase of qualifying products required.

**Gehring, Inc.**



Heating and Cooling • Electrical • Residential and Commercial

316 N. Main St., Batesville, IN 47006

Ph 812-934-6088 • Fax 812-934-5076



*Look & shop locally for your home improvement projects this spring!*






**Sandi (Bishop) Baker**  
Real Estate Broker

Professional & Experienced  
Call for all your Real estate needs,  
*including Commercial*

C 812.528.4974  
O 765.647.3330  
F 765.547.1101  
[sandibaker@remax.net](mailto:sandibaker@remax.net)  
[www.sandibaker.com](http://www.sandibaker.com)

1201 Main St., Brookville, IN 47012



Each office is independently Owned and Operated

**Breezy Acres**  
*Foods & Flowers*  
**NOW OPEN!!**  
See our large variety of hanging baskets & potted plants!  
*Early flowers are blooming!*

Come out & build your own planters with our great selection of perennials, succulents (for Fairy Gardens) and annuals!

*Look for specials in our bulk food store!*

**(812) 689-6834**  
Located 7 miles south of Versailles on W. Co. Rd. 700 S. (behind Silver Memories Nursing Home)





*We're open now!*

**COUNTRY GARDENS**

Full line of Garden Seeds, Vegetable Plants, Flowers, Annuals & Perennials, Roses, Hanging Baskets, Blackberries & Strawberry Starts, Asparagus Roots, Candy Onions, Seed Potatoes

**COME CHECK OUT OUR NEW ITEMS & THE MANY OLD TIME FAVORITES!**

**OPEN HOUSE IS APRIL 17!**



*Specials, Door Prizes & Refreshments!*

From Versailles take US 421 S. Turn right on Co. Rd. 550 S. 3 miles on the left. From Holton, take Old Michigan Rd. south approx. 5 miles. Turn left on Co. Rd. 500 S. Located approx. 1 mile on the right. Follow New Marion Sales signs. From Madison take US 421 N. Turn left on Co. Rd. 550 S.

**4909 W. CR 550 S. • Holton, IN • 812-689-6598**  
**Now Open Mon. - Sat. 8 a.m. - 7 p.m.**

**NEW MARION SALES**

**Now Open  
Serving the  
Community!**

**5123 W. Co. Rd. 550 S.  
Holton, IN 47023  
812.689.6276**

**C.H.I.**



Pole Barn Packages, Free Estimates, Lumber, Metal, CHI Overhead Doors



Full Line of Building Materials, Plumbing Supplies, Dewalt Cordless Tools & Lots More! Produce and Greenhouse Supplies! Come check us out!

**From Versailles, take US 421 S. Turn right onto Co. Rd. 550 S. (watch for sign). Located approx. 3 miles on the left.**

**Hours: Mon.-Fri. 7:00 am - 5:00 pm  
Sat. 8:00 am - 2:00 pm • Closed Sunday**

**OPEN HOUSE**

**APRIL 17 AT**

**S-Curve Greenhouse**

**NOW OPEN!**

**Mon. - Sat. 8 a.m. - 7 p.m. • No Sunday Sales**

Check out our large variety of Hanging Baskets, Planters, Bedding Plants, Perennials & Roses!

**10% OFF on all Open House Sales over \$100!**



*From Madison, take US 421 North. Turn left at Pats Bulk Food on Co. Rd. 450 South - approx. 3 miles on the S-curve. \*We do not accept credit cards.*

**4312 W. CO. RD. 450 S. • VERSAILLES, IN  
(812) 689-6013**