



Siding materials to consider for your home

Give your home a new look with these shutter styles

Exterior renovations consistently top the list of projects that offer maximum return on investment, according to Remodeling magazine’s annual “Cost vs. Value Report.” Siding replacement is a popular exterior renovation and one that can completely transform the look of a home.

Siding comes in a variety of materials, and homeowners can explore the pros, cons and affordability of each to make the most informed decision when replacing their existing siding. Factors to consider apart from price include durability, maintenance and aesthetics.

Vinyl

Vinyl siding is one the most popular siding materials in North America. That popularity is perhaps due to the relatively low cost of vinyl siding replacement, which Forbes Home estimates is between \$6,150 and \$15,900 to install for a 2,000-square-foot home. A wide array of color options as well as weather-proof protection makes vinyl siding worthy of consideration.

PVC, which is what vinyl siding is comprised of, also is quite fire-resistant. Potential pitfalls of vinyl are that it can fade more quickly than other siding materials and is sensitive to excess UV exposure.

Engineered

Engineered materials cost more than vinyl but are considered very durable. They can be advantageous in damp climates or ones where insects are problematic. LP SmartSide™ is a type of engineered hardwood that is very durable, so much so that a 50-year warranty often is offered for the product, according to First American Roofing & Siding. This material can be painted if homeowners desire a change of color down the line. This siding costs around \$2.50 to \$4.50 per square foot for siding and all trim accessories with an additional installation cost of \$5.50 to \$12.00 per square foot. The product is made of wooden strands that have been coated with wax for moisture resistance. A special zinc-

based solution is added to protect against rot and insect infestation.

A similar product, HardiePlank™, is engineered from a blend of cement, wood fibers, fine sand, and water. It is similar in price point to the SmartSide and offers resistance to rot and insects. HardiePlank also can be repainted.

Engineered products can be more expensive to install and generally are not DIY renovations, which may deter homeowners working on tight budgets.

Wood siding

Wood is one of the oldest siding materials. It can be stained or painted and comes in a variety of styles, from boards to shingles. It’s a popular choice in historical homes or ones with classic, architectural details.

It’s important to note that wood is a combustible material that can be susceptible to water and insect damage. It also needs to be maintained continuously to look its best. This makes wood siding a true commitment on the part of homeowners. The cost is midrange between vinyl and engineered sidings.

Metal

Those interested in one of the most energy efficient options in siding can look no further than metal siding. Metal isn’t just for roofing. According to Colonial Contracting, Inc., metal siding creates a uniquely modern appearance and comes in a variety of styles that complement homes.

Unlike fiber, wood or vinyl products, metal siding reflects the sun’s rays and keeps interior temperatures cooler in the summer, a boon in hot climates but maybe not the most insulating option for cold climates. One potential pitfall is the possibility of rust, which would make metal siding a less ideal choice for those who live near the ocean. The cost of metal siding is comparable to other siding products, at around \$10 per square foot.

These are a few of the siding options homeowners can investigate if they’re revamping the exteriors of their homes. TF234812

Homeowners have many options at their disposal if they want to improve their homes. A focus on the exterior can be a promising and rewarding way to direct renovation dollars.

Curb appeal has a significant impact on how a home is viewed. Manicured landscapes, updated windows and doors and well-lit landscapes can improve the value of a home and ensure it sells quickly and above market rate.

When homeowners assess items they may want to change, shutters can be an area of consideration. Shutters can help windows look a little less plain. In most modern residential properties, shutters are purely decorative. However, their roots lie in home protection. Originally, shutters were used in lieu of windows so they were the only way to safeguard a home’s interior from the elements. Some shutters still offer that protection, but those typically are installed on homes in hurricane-prone areas.

Window shutters lend a finished and distinctive look to a home. When shopping for shutters, individuals can choose among various styles.

- **Louvered:** A louvered shutter features several wood slats that overlap each other on the same frame. A typical louvered shutter features two sets of slats separated by a center rail. Some functional louvered shutters are operational, meaning the slats can be tilted to allow air to flow through. But this is something typically reserved for indoor shutters. Decorative ones have fixed slats.
- **Panel:** Panel shutters come in different styles. Raised panel shutters present a boxed design where rectangular features will stand out from the rest of the frame. Flat panel shutters (sometimes referred to as shaker) have the boxed design, but those rectangles are not raised. Recessed panels are the opposite of raised panels. As their name suggests, recessed panels are set back from the rest of the frame.
- **Board and batten:** Board and batten shutters are formed from grouped single boards



joined together with shorter crosspieces of wood called battens. Battens are positioned horizontally or at an angle. These shutters have a more informal, rural feel.

- **Bahama/Bermuda:** These tropical-inspired shutters are of the louvered variety, but they’re installed from the top of the window rather than on the sides.
- **Scandinavian:** Scandinavian series shutters are very decorative board and batten shutters. They feature a series of cutouts and designs.
- **Combination:** Some shutters offer the best of both worlds, with louvered on top and a solid panel on the bottom, or vice versa. This gives homeowners infinite options.

Shutters are available in various materials. The most common include wood, vinyl and composite. Cedar, mahogany and pine are commonly used woods for exterior shutters. Vinyl is more economical and lightweight, but they can be challenging to clean and do not offer the longevity of other materials. Composite shutters are durable and cost less than wood in most cases.

Color is another consideration when replacing shutters. Shutters can stand out or blend in with the siding and other architectural accents. Shutters also can flank a front door to fully complete an exterior look. TF234819

Three generations here to serve all your flower needs!

The Olde Garden Shack



Please visit our website at oldegardenshack.com or visit our facebook.com/theoldegardenshack/

Seasonal Farm Market bringing a full selection of Flowering Annuals, Perennials, and Seasonal Produce.

Let Our Family Bring your Garden into Full Color!

We have been on Highway 46 just east of Batesville, IN at 5757 Highway 46, Batesville, IN 47006 for 30 years. (812) 933-1155

www.oldegardenshack.com • Open 7 Days a Week • Garden Club Tours Always Welcome



KraftMaid VANTAGE
KITCHENS FOR THE REAL LIVING ROOM



2385 South SR 129
Versailles, IN
812-689-6060
www.HalcombHomeCenter.com



BECK
properties
— GROUP —
BROKERED BY
exp REALTY

Checklist for Selling
your home this Spring

☐ FRESHEN UP LANDSCAPING

☐ PREASURE WASH SIDEWALKS, DRIVEWAY AND PORCHES

☐ UPDATE ENTRY/PORCH

☐ WASH WINDOWS

☐ WASH WINDOWS

☐ TOUCH UP PAINT

☐ CHANGE FILTERS

☐ DECLUTTER THROUGH OUT

Then call us to list it!

Angel Beck
812-621-2855
www.southeastindianahomes.com

REAL ESTATE OPPORTUNITY



Turn a backyard into your own relaxing respite

Backyards have long been places to unwind and enjoy some peace and quiet surrounded by nature.

Thanks in part to financial instability brought on by rising inflation and measures to tame it, homeowners may decide to forgo traditional vacations in favor of staying home this season. There's no better time to invest in a home, particularly outdoor spaces, to make them welcoming respites. The following are some ways to accomplish that goal.

Incorporate a water feature

The sound of trickling or bubbling water can make surroundings more serene. A low-maintenance water feature can help to create a calming ambiance. A fountain that does not require a collection pond will reduce the chance it becomes a breeding ground for mosquitoes. Locating the fountain out of the sun can keep algae growth at a minimum.

Add lights for ambiance

Outdoor lighting options include professionally installed, hardwired lights on the home itself or accent lighting that draws attention to trees or architectural structures on the property. It also may include twinkling lights, which some consider a must-have for any outdoor retreat. Lights come in all types and price points. Hang them on porches, pergo-

las or cement posts inside decorative planters and then string lights between the posts. This way the lighting can be moved around as desired.

Lounging spots

A comfortable outdoor loveseat or chairs may be a focal point of the yard, but build in some additional cozy spots specifically for lounging around. Nestle a hammock in a quiet corner of the yard, or enhance a chaise lounge with throw pillows and a large umbrella for napping poolside.

Add lushness with plants

Plants can transform any space. Use a combination of planted varieties around the yard, then enhance certain areas with potted plants as needed. Plants can make an area more warm and inviting, plus they give butterflies, bees and hummingbirds places to stop by and visit. Consider the help of a professional landscaper to bring a vision of a lush, plant-filled retreat to life.

Blend in the pool or spa

With some unique landscape architecture, the pool or hot tub can be built right into the landscape, making it a cohesive part of the design. This can make the yard seem even more like an oasis, especially when the pool is flanked by a water-



fall or bubbling fountain.

Add some music

Thanks to wireless speakers that rely on Bluetooth technology, it's easy to have music piped right into the backyard. Set up a wireless speaker in an inconspicuous spot, such as inside a planter or in the rafters of a gazebo.

Turning a backyard into an oasis can provide the respite many people look for on their properties. SL236999



HIDDEN FENCES

of Southeast Indiana

Outdoor Hidden Fences • Indoor Boundaries • Training Products

(812) 756-0586

dogwatchseindiana.com



HIRT & ELLCO, INC.

ELECTRIC • PLUMBING • HEATING & COOLING

108 West Pearl Street

Batesville, IN 47006

812-934-4646 or 800-256-8199

 Fax: 812-934-4138

www.hirt-ellco.com





HOLLAND

INSURANCE AGENCY

1321 S Adams St. Versailles

(812) 689-6697

ashley@hollandinsuranceagency.com

Auto • Home • Farm • Business

Quotes Always Free - Contact Us Today

www.hollandinsuranceagency.com

HOLMAN'S

REDY MIX

and

HOLMAN'S

SEPTIC

TANK SALES

4896 S. Old Michigan,

Holton

812-689-5163





Crews Available

TREE CITY

METAL SALES

◆ Metal Sales ◆ Vinyl ◆ Garages

◆ Pole Barns ◆ Fencing ◆ Garage Doors



Michael Detweiler

50 W. 650 N. Greensburg

812-663-4863 Cell 812-525-4383





REMC

SOUTHEASTERN INDIANA

MAINTENANCE

TIPS FOR YOUR HVAC

- Change your filters monthly.
- Keep area around the condenser clear from grass/weeds, debris, etc.
- Do not put anything on your condenser that could reduce the air it needs to take in to cool itself.
- Do not store stuff around the furnace.
- Vacuum around the furnace to keep dust from collecting.
- Get your HVAC serviced at least annually.

SEIREMC members can receive rebates for annual HVAC tune-ups! Visit www.seiremc.com/hvactuneuprebate or call (812) 689-4111 to learn more.



www.MM48.org

manchestermetals48@gmail.com





- Metal Roofing
- Metal Siding
- Complete Barn & House Packages
- Custom C.A.D. Designs
- Job-site Deliveries
- Overhead Doors
- Doors & Windows
- 6" Seamless Gutters



WHAT'S YOUR STYLE?





CARPET



TILE & STONE



LUXURY VINYL



LAMINATE



AREA RUGS

LEVENSTEINS

Abbey Carpet®

CARPET • VINYL • CERAMIC • WOOD

921 East State Road 46


Greensburg, IN 47240

812-663-2404 • 888-663-2480

www.levensteins.com

M-F 8:30am - 5:30pm; Sat. 8:30am - 1pm





Want a GREAT ADDITION TO YOUR HOME

A subscription to the Osgood Journal

and The Versailles Republican & On The Go

ONLY \$55 for Ripley & surrounding counties

Two papers a week for a year.

For eEdition just add \$10.00 extra!!

Ripley Publishing Co. Inc.

115 S. Washington St. P.O. Box 158

Versailles, IN 47042

812 689-6364 • email: publication@ripleynews.com





Some hidden costs of DIY

The home renovation industry is booming, and that’s reflected in the cost to upgrade a home. Home Guide says remodeling a kitchen costs \$25,000 on average, and a bathroom renovation runs around \$10,000. Though rates fluctuate depending on a host of variables, renovations can cost \$15 to \$60 per square foot depending on the project.

The average homeowner wants to save as much money as possible when renovating their home. Many think doing much of the work themselves is the easiest way to keep costs low. What some homeowners may not realize is that DIY can be costly and prove a big hassle in the long run. The following are some hidden costs of DIY and renovating in general.

Time

DIY projects are a major drain on free time. Homeowners taking the DIY route typically work on weekends or after work. Few people can take off and devote their undivided attention to a remodel like a contractor can. Time is a valuable resource that is not renewable. Therefore, think of a DIY project in terms of what it would equal in lost wages. Because homeowners are not professionals, a DIY project may take double the time it would take a contractor. It may be worth it to simply hire it out.

Mistakes

Many resources are available to help DIY enthusiasts work on a project, but there are still tricks and techniques learned

after years on the job. DIYers may damage their homes by taking shortcuts or not understanding how to do a job properly. A plumbing mistake, for example, may lead to flooding that damages another room in the home. And such mistakes may not be covered by homeowners insurance policies.

Fines

Permits are required for many home improvement projects. Forgetting to obtain permits or not realizing one may be necessary could subject you to hefty fines and/or force the job to be redone so it’s up to code. Professionals likely know the rules regarding permits and often include the cost of acquiring permits in an estimate.

Remediation

It’s only after opening up walls or removing floors that you may discover issues you did not anticipate, such as termite damage or mold. These unforeseen factors can drive up the overall costs of a project.

Disposal

Removing old building materials or gutting a room is part of many renovations. Chances are this refuse simply cannot be left at the curb for trash pickup. As a DIYer, you may not factor the costs for a dumpster or the time and money required



to haul debris to a recycling or landfill center.

Tools

DIYers may have to purchase tools as they engage in new projects. These expenses can add up and negate the savings of doing some of the work yourself.

DIY projects may initially seem like a way to save money, but weekend warriors should calculate the hidden costs associated with DIY renovations before deciding to do some work on their own. TF233742



B&H Pumping Service, LLC
(812) 667-6447
6236 S. SR 129, Versailles

Can Your Mower Do This?

Since 1998



In less than 60 seconds!

No Tools Required!

Stop in today to see the benefits of our patented stand-up deck for easy under-deck maintenance.

CUTTERS MOWER REPAIR
4505 DOWNEY RIDGE RD., RISING SUN, IN 47040
812-667-5885

CountryClipper.com **COUNTRY CLIPPER**
ZERO TURN MOWER





Turn to the experts

**YOU CREATE
A COMFORTABLE
HOME OFFICE.**

**WE'LL PROVIDE
THE CASH BONUS.**

Enjoy Cool Cash rebates up to \$1,550 on qualified Carrier® home comfort systems.

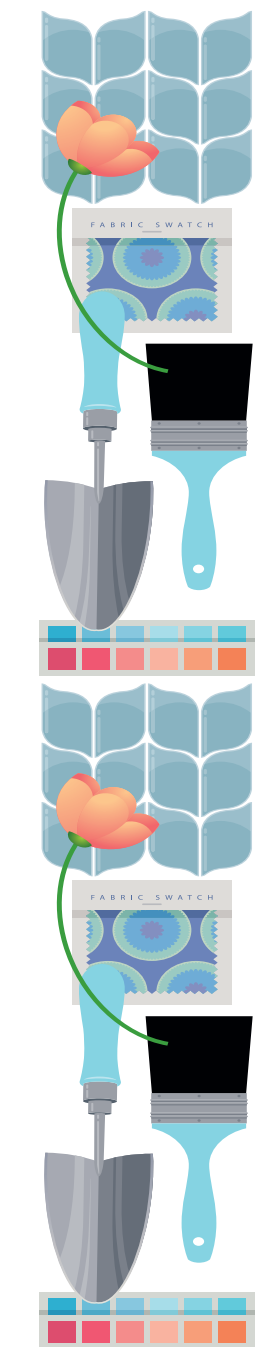
There's never been a better time to upgrade to Carrier comfort. For a limited time, you can claim up to \$1,550 in Cool Cash rebates on a new system.* Contact us to learn more about how you can get year-round premium comfort and energy savings – without having to put in extra hours at the office.

©2022 Carrier. All Rights Reserved.
*Purchase of qualifying products required.



**UP TO
\$1,550**
COOL CASH REBATES*

Gehring, Inc.
Heating and Cooling, Residential, and Commercial
316 N. Main St. Batesville, IN 47006
Phone: 812-934-6088 • Fax: 812 934-5076



**WE HAVE PURCHASED BROWN'S FARM IMPLEMENT, LLC.
WE WELCOME EVERYONE TO COME SEE US IN MADISON!**



ANDERSONS'

Sales & Service

Family owned and operated for 31 years!

STOP IN TODAY TO GET THE BEST EQUIPMENT AT THE BEST PRICE!









We repair ALL brands of mowers, trimmers & chains saws!
2914 Clifty Dr. • Madison, IN • 812-273-4262 • www.andersonssales.com
Our April hours will be: Mon-Fri 8am - 6 pm • Saturday 8am - 1 pm
Find Everything You Need To Make Your Mowing Season A Breeze!



Simple tips to improve your status with mortgage lenders

Create your native plant garden

Owning a home is a dream shared by millions of people. Investing in property that can be owned within 15 to 30 years of closing on the home makes more financial sense to many than continuing to rent and having little to show for it over time.

The first step to take when planning to enter the real estate market is to ensure that your finances are in order. Various factors will influence individuals' ability to secure a mortgage, and these are some ways to make yourself more attractive to prospective lenders.

- Check your credit report. Lenders will check your credit report before deciding if you are a risk or a safe bet for a mortgage. So it makes sense to check your credit report prior to speaking with a lender. The Federal Trade Commission says everyone can get one free credit report a year from each of the three credit reporting bureaus. If you split it up, you can get a credit report every four months so you are aware of anything that may adversely affect your ability to get a mortgage loan. A credit (FICO) score that's too low may disqualify you from a mortgage. Each lender sets its own thresholds when they price and approve loans, but the higher your credit score, the better.
- Improve credit standing. One way to improve your status in the eyes of lenders is to pay down credit card balances to reduce your credit utilization ratio. A high utilization occurs when there is a high balance in relation to the credit limit, says Business Insider. Also, it may be wise to avoid any credit inquiries through new credit card ap-



plications for several months before applying for a loan, as these inquiries can affect your score.

- Be realistic about what you can afford. Do your homework and determine your target interest rate and monthly payment as well as what down payment you can afford. It will help you research potential lenders and provide an idea of what may be offered to you.
- Pay bills on time. Paying bills promptly not only helps you avoid late fees, but also positively affects your credit. The financial resource The Mortgage Reports urges diligence when paying rent, as late rent payments can bar you from getting a mortgage. Lenders look at rent history as the biggest indicator of whether you'll make mortgage payments on time.

These are some of the ways to make a prospective home buyer look better in the eyes of mortgage lenders. Individuals can speak with financial professionals about what else they can do to improve the possibility of securing mortgages at the best rates possible. MM22C515

Gardening is a worthwhile endeavor that not only passes the time, but can be a form of exercise and relief from the daily grind. Gardens also provide ample opportunity to experiment, as individuals can produce everything from vegetables to bountiful blooms.

Recent years have witnessed a growing emphasis on eco-friendly gardening that aims to reduce reliance on chemical fertilizers and pesticides in an effort to protect the planet. One way to do so is to rely on native plants.

What are native plants?

Native plants are indigenous to particular regions. The National Wildlife Federation says native plants grow in habitats without human introduction or intervention. Native plants have formed symbiotic relationships with local wildlife over thousands of years, which the NWF notes makes them the most sustainable options. Native plants help the environment and thrive with little supplemental watering or chemical nutrients.

Natives vary by region

Native plants vary by region. In arid climates, certain succulents may be native because they don't need much rainfall to thrive. In lush wetlands, succulents might be out of place.

Start native planting

The NWF offers native plants for 36 different states that can be shipped right to customers' doors to help replenish native varieties. In addition, gardeners can visit local gardening centers to select native plants. Small and independently owned centers often feature knowledgeable local staff whose expertise can prove invaluable to individuals seeking native varieties.

It's important to keep in mind that native varieties may look less cultivated than more



exotic blooms and foliages designed to sell for their unique appearances. Wildflowers and native grasses may be the types of native plants found in abundance, which may grow up and out quickly. These other tips can help the process.

- Plan and prepare the site by removing weeds and turning over the soil. This will give seedlings an opportunity to take root without competition from weeds. Seedlings will give gardens a faster head-start than waiting around for seeds to germinate. However, gardeners can start seeds indoors and then move them outside once they are seedlings.
- Avoid planting native plants in rows, as that's not how they're likely to grow naturally. Vary the placement so the plants look like they sprouted up haphazardly.
- Gardeners can still exert some control over native gardens prone to growing a little wild. Borders and paths can better define the growing areas.
- Grow Native!, an initiative from the Missouri Prairie Foundation, suggests planting two to four species in broad sweeping masses or drifts. Mix grasses with flowering plants. The grasses produce dense, fibrous roots that can prevent weed growth.

Native plants should require minimal care. Keep an eye on them and supplement with water if conditions have been especially dry. TF235940



Ridge Runner
Pest Solutions LLC

JOSH HERRING
Owner/Operator
OVER 20 YEARS EXPERIENCE
Licensed in Indiana & Kentucky
812-599-9402
We offer free estimates!

9320 E. 1050 N. • Canaan, IN 47224
www.RidgeRunnerPest.com
Email: ridgerunnerpest@gmail.com

Termites • Bedbugs • Spiders • Roaches • Ants
Mosquitos • Bees • Mice • Other Household Pests
SUPPORTING FUTURE FARMERS IN FFA!

NAPOLÉON
812.852.4002

OSGOOD
812.689.1806

HOLTON
812.689.6812

MILAN
812.819.8000



The Napoleon State Bank

120th Anniversary
1903 - 2023

www.napoleonstatebank.com FDIC

Madison Truss Company

Buy direct from manufacturers!
Roof trusses for house, barn,
garages & commercial

812-273-5482

www.madisontrussin.com



OPEN HOUSE APRIL 22

Door Prizes!

S-Curve Greenhouse

SPECIAL DEALS!

NOW OPEN!

Mon. - Sat. 8 a.m. - 7 p.m. • No Sunday Sales
Closed dates: April 10, May 18, May 29

Check out our large variety of Hanging Baskets, Planters, Bedding Plants, Perennials & Roses!

10% OFF ON ALL OPEN HOUSE SALES OVER \$150!

From Madison, take US 421 North. Turn left at SCC Bait & Tackle onto Co. Rd. 450 South - approx. 3 miles on the S-curve.
*We do not accept credit cards.

4312 W. CO. RD. 450 S. • VERSAILLES, IN (812) 689-6013



COUNTRY GARDENS

Open House - April 22

Specials, Door Prizes & Refreshments!

10% OFF PURCHASES OVER \$150.00

COME CHECK OUT OUR NEW ITEMS & THE MANY OLD TIME FAVORITES!

Full line of Garden Seeds, Vegetable Plants, Flowers, Annuals & Perennials, Roses, Hanging Baskets, Blackberries & Strawberry Starts, Asparagus Roots, Candy Onions, Seed Potatoes

☼ ☼ We do not accept credit cards ☼ ☼

4909 W. CR 550 S. • Holton, IN • 812-689-6598

Now Open Mon. - Sat. 8 a.m. - 7 p.m.



Open House April 22

Come & See our Sale offers for Open House Day

Breezy Acres

Foods & Flowers
NOW OPEN!!

See our large variety of hanging baskets & potted plants!

Early flowers are blooming!

Come out & build your own planters with our great selection of perennials, succulents (for Fairy Gardens) and annuals!

Look for specials in our bulk food store!

(812) 689-6834

Located 7 miles south of Versailles
3076 W. Co. Rd. 700 S.
(behind Silver Memories Nursing Home)





Answering Services
(812) 689-2676

New Marion Sales
Levi & Samuel

Lumber and Building Supplies
Pole Barn Packages,
Hardware:
Free Estimates

Metal Roofing and Vinyl Siding
Greenhouses and Garden Supplies
Crew Available



5123 West County Rd 550 S • Holton, IN 47023 • Delivery Available



Hours:
Mon-Fri 7:00am-5pm
Sat 8am-noon



Fireplace trends help create attractive, comfortable rooms

Fireplaces are useful features in a home. Fireplaces are sources of ambient heat and also add style to indoor spaces.

Fireplaces can complement just about any interior style. Fireplaces can be traditional and burn wood or connect to a home’s natural gas supply for on-demand ambiance. What’s more, fireplaces may come in vented or ventless varieties, depending on homeowners’ preferences and what is allowed by community building codes. That means a chimney or flue may not be needed — expanding the list of rooms where a fireplace can be installed.

Certain trends have emerged among fireplace fans in recent years. Here’s a look at what’s getting consumers fired up about these home decor elements.

- **Minimalist style:** Many fireplaces are designed in neutral colors with minimal trim that directs focus on the fire and not the appliance. When the fireplace is not in use, it blends in with surroundings and will not compete for attention with other design elements.
- **Convertible fireplaces:** Homeowners can choose between open or sealed fireplaces. A convertible fireplace enables homeowners to have the best features of these options. A convertible fireplace can be converted to wood from gas, or the opposite, in as little as 30 minutes.
- **Nature-inspired materials:** Natural stone continues to be a material of choice in fire-



place surrounds. Light colors work well for a fireplace, and also fit with today’s lighter color interior design preferences. Natural stone also works perfectly with both contemporary and rustic decor.

- **Vintage fireplaces:** Vintage continues to be a buzzword in 2022, and the choice to go vintage also applies to fireplace styles. A room decorated in vintage elements can be complemented with a vintage fireplace or one designed to look vintage.
- **Integrate into wall decor:** Fireplaces that are built right into a wall save space. One can have a television and a fireplace on the same wall. These types of fireplaces work well in modern home designs. Other fireplaces may be built into bookshelves or other wall features.

Fireplaces can improve the appeal of a home. Various trends are popular this year, making fireplaces highly coveted features. FH228159

Spring cleaning tips and tricks

Spring is a time of year when change is in the air. Trees are budding, plants are flowering, and homes laden with dark or heavy fabrics and clutter could use some lightening up.

Spring cleaning projects are popular this time of year as residents take inventory of their living spaces and aim to declutter, clean and increase efficiency. Some people find the prospect of getting organized overwhelming. Here are some tips that can help anyone master spring cleaning.

- **Create a plan.** Make a checklist and establish a cleaning plan of attack. Focus on areas that are not regularly cleaned, as they probably need a little attention.
- **Assemble your cleaning kit.** Spring cleaning can be slowed down considerably if you don’t have all of your equipment at the ready. Items to have on hand include an all-purpose cleaner, concentrated cleaner, microfiber cloths, paper towels, mop, vacuum, dusters, and a squeegee. Adjust your equipment based

on the task at hand.

- **Curate your cleaning playlist.** Create a playlist with songs that will get you moving and motivated to clean.
- **Work from top to bottom.** Work efficiently by cleaning shelves, ceiling fans and other elevated items first, as dust and debris will trickle down and need to be cleaned next.
- **Purchase or rent a carpet cleaner.** According to the experts at Clean That Up, carpets help filter indoor air by trapping debris and allergens. By deep cleaning carpets, homeowners can improve the indoor air quality of their homes. Use a carpet cleaner on a warm, dry day so that windows can be opened and cross breezes will help dry the damp rug.
- **Clean windows.** Wash windows inside and out and utilize their screens to help brighten indoors spaces.
- **Deep clean the kitchen.** Clean out and disinfect the refrigerator by wiping it down with warm water and baking soda or a vin-

3 potentially low-maintenance trees to consider for your property

Few things in nature are as breathtaking as a beautiful landscape. That beauty is perhaps one reason why many homeowners spend so much time and expend so much effort on their lawns and gardens.

Though plenty of homeowners love spending time in the yard, others may not be so inclined. For the latter group, low-maintenance trees can be just what the doctor ordered. Low-maintenance tress can provide the beauty nature-loving homeowners desire without all the extra work of more needy plants. It’s always best to consult a local landscaping professional prior to planting to ensure a tree will thrive in a given climate. In preparation for that consultation, homeowners can study this list of three low-maintenance trees while recognizing that all trees may need a little extra TLC in extreme weather.

1. **Jacaranda:** Instantly identifiable by its purple blooms, the jacaranda tree is native to South America, which makes it ideal in warm climates. The jacaranda tree is considered a shade tree and if or when it sheds it leaves, those leaves can typically be mowed, saving homeowners the work of raking them. However, the online home and garden resource The Spruce notes that jacaranda trees can require substantial maintenance when planted near surfaces where people walk, such as driveways and patios. So when planting jacaranda trees, it’s ideal to do so in locations where falling leaves will land exclusively on grass.

2. **American arborvitae:** The Arbor Day Foundation® notes that the American arborvitae requires almost no care when it’s used as a hedge or a screen. That’s a popular use for this versatile specimen with a narrow, pyramid shape. Though it does not provide the bright blast of color offered by the jacaranda, the American arborvitae creates an elegant look that offers considerable privacy as well.
3. **Japanese red maple:** The Home Depot notes that the Japanese red maple are very low-maintenance trees that can adapt to various soil types and grow in an assortment of light conditions. During dry periods, however, the ADF notes the importance of keeping soil consistently moist. Various types of soil can accommodate the Japanese red maple, so this is a consideration for any homeowner looking to add some color to their lawns without a lot of extra work.

When consider new trees for a property, homeowners can easily be persuaded by the beauty of the tree. Though that’s worthy of consideration, homeowners who want low-maintenance trees should speak to a gardening professional about the work required to maintain a tree’s beauty throughout the year, especially during periods of drought or other adverse conditions. In addition, ask the gardening pro to recommend non-invasive trees. Planting invasive trees can be harmful and cause damage to surrounding plants, which can be costly and time-consuming to address. TF234816

egar-and-water solution. While in the kitchen, set the oven to the self-clean function so it becomes cleaner as well.

Homeowners also can focus on cleaning curtains (including shower curtains), steam-cleaning upholstery, removing clutter from closets, cleaning out the dryer vent and duct tubing, wiping inside kitchen drawers, and vacuuming under beds and other furniture.

Spring cleaning can bring the revitalizing nature of this beloved time of year into your home. SH232656



Checking | Savings | Loans | CDs & IRAs | Trusts

FCN BANK

Building Stronger Communities.

fcnbank.com | 800-575-3262

Member FDIC

Jackson's NURSERY, INC.

MAKING YOUR WORLD & GARDEN

7183 E. Co Road 400 N, Greensburg, IN 47240
Two miles west of Lake Santee
www.jacksonsnursery.com

If You See Something, Say Something

Spotted Lanternfly

Invasive species spotted in Huntington and Switzerland Counties of Indiana

Other names: Spotted lanternfly, *Lycorma delicatula*

Plants susceptible: Over 100 species but especially tree of heaven, grapes, fruit trees, black walnuts, hops, roses, red maple, and river birch.

Where did it come from? It was first introduced on imported stone from southeastern Asia and was found in Pennsylvania in 2014. It is currently found in Northeast and Southeast Indiana and is spreading rapidly. If you see it, report it.

Why is it invasive? Spotted lanternfly feeds on sap from stem or leaves on plants, weakening the plant overall. This damage can kill small plants and is particularly devastating to vineyards and fruit orchards. The honeydew they produce covers the ground and attracts ants, wasps, and grows mold.

How do you prevent its spread? Report it if you see it! If you travel through affected states, check your luggage, vehicle, and anything you purchase there. If you order anything from affected areas, make sure to inspect it when you receive it.

Resources: <https://www.purduelandscape.org/article/spotted-lanternfly-now-in-northern-and-southern-indiana/>
<https://www.in.gov/dnr/entomology/pests-of-concern/spotted-lanternfly/>
Seen it? Report it! Through the app, online, by email, or by phone (1-866-663-9684).

inla
INDIANA NURSERY AND LANDSCAPE ASSOCIATION

Please visit our Garden Center
Call Jackson's Nursery for all your landscaping needs!
info@jacksonsnursery.com
812-527-2975 or 1-888-596-9221

LAUGHERY Valley Ag

For all your Home & Garden Needs!

Seed, Fertilizer, Paint, Chemicals, Hardware, and more!

Visit us at two locations!

11016 U.S. 50, Dillsboro, IN
(812) 432-5267

336 N. Buckeye St., Osgood, IN
(812) 689-4401 (800) 221-9731



What to know about landscape lighting

Home improvement trends come and go, and one trend that has become wildly popular in recent years is recognizable in yards every night. Landscape lighting has transformed how people see and enjoy their properties at night, making it one of the more sought-after upgrades among modern homeowners.

Curb appeal is often seen through the lens of how homes appear during daylight hours, but landscape lighting can make homes look better and more modern, and potentially safer, after the sun goes down. With such potential, landscape lighting is worth exploring for homeowners looking to upgrade their properties.

Are there different types of landscape lighting?

When considering landscape lighting, homeowners should know that there are various options to consider. According to the lighting experts at Lumens, spotlights project a concentrated and narrow beam of light that’s usually around 45 degrees. Spotlights are often chosen to highlight specific features on a property, like a component of the landscaping. Individuals who want to cast light over wider, more general areas may consider floodlights, which Lumens notes spread light up to 120 degrees.

Inground lighting is among the more sophisticated landscape lighting options. Lumens notes that inground lighting illuminates the whole of a tree or structure, often creating a dramatic look. These circle-shaped lights also are great at illuminating walkways and driveways.

Post lights are another outdoor lighting option, and these are often used to light up long walkways and pathways so it’s easier and safer to navigate dark areas at night.

Is landscape lighting a job a DIYer can handle?

Many homeowners consider a do-it-yourself approach when pondering a potential home renovation, and a landscape lighting project is likely to inspire such curiosity as well. The home experts at HGTV note that the feasibility of DIY in regard



to a landscape lighting project depends on the type of lighting homeowners want to install and where they want to install it. Replacing an existing electrical fixture may be well within the skill of a seasoned DIYer, but installing a new fixture is a job best left to the professionals. Homeowners whose homes currently have no or very little landscape lighting are almost certainly better off working with a professional. Solar lighting that does not require any electrical work can be installed quickly and easily by anyone, but such options may not provide the look homeowners are aiming for.

How much lighting is necessary?

The amount of lighting homeowners want to install is up to them. If the home currently has little or no landscape lighting, a consultation with a professional can help to determine how much lighting to install and where to install it. When discussing landscape lighting, homeowners may want to inquire about dimmers. Dimmers can increase or decrease lighting depending on the situation. For example, homeowners may want a little extra light during a party, but less when relaxing alone outside at night. Dimmers allow homeowners to adjust as necessary.

Landscape lighting is a popular home renovation trend. Homeowners considering adding landscape lighting to their property are urged to work with a skilled professional to devise and install a set-up that makes their homes more appealing at night. TF234813

The benefits of smart irrigation systems

The world has a water problem. Though the planet is 70 percent water, according to the World Bank, estimates indicate that with current population growth and water-management practices, the world will face a 40 percent shortfall between forecast demand and available supply of water by 2030.

Conservation is one of the ways the world can confront its water problem head-on, potentially preventing billions of people from facing a water scarcity in the years to come. One of the ways people in the developed world can help to conserve water is by employing smart irrigation systems in their homes.

Smart irrigation systems employ a similar type of smart technology many homeowners already rely on inside their homes. By employing such technology in their lawns and gardens, homeowners can reap many of the same rewards they enjoy by using smart home systems inside their homes, all while benefitting the planet.

- Some smart irrigation systems can recognize the local weather. Many smart irrigation systems connect to the internet via homeowners’ Wi-Fi. This allows the systems to take current weather into account before watering lawns and gardens. For example, a smart irrigation system can identify if it recently rained and cancel a scheduled watering. This helps homeowners avoid watering lawns and gardens when nature has already

done the watering for them.

- Smart irrigation systems can save homeowners money. While smart irrigation systems can cost several thousand dollars, those costs can be recouped over time. Smart irrigations systems can detect when cooler weather has arrived, turning down water output as a result. That conserves water and saves homeowners money. When coupled with the savings they’ll realize because their irrigation systems aren’t water during rainy periods, homeowners will soon be on track to recouping their smart irrigation investments.
- Smart irrigation systems conserve water. People in the developed world are accustomed to having water at the ready. But many people across the globe enjoy no such luxury. For example, the organization Save the Water™ notes that the average American uses 2,000 gallons of water everyday, while the average African family uses just five gallons of water each day. Much of that disparity can be traced to a lack of access and scarcity of supply in the undeveloped world. By utilizing technology like smart irrigation systems, homeowners can help ensure there is sufficient water for everyone, regardless of where they live, in the coming decades.

Smart irrigation systems are sound investments that can help conserve water and benefit future generations. TF197106

FLOORING SALE

Waterproof luxury vinyl flooring \$2.98 sq. ft.

Carpet • Tile • Hardwood • Laminate • Vinyl

Serving All Your Flooring Needs!



20 E. Center St • Lawrenceburg
812-537-0619
www.homefurnitureindiana.com
joe@homeflooringllc.com



Franklin County Farmers Mutual Insurance

765-647-5841

www.fcfarmersmutual.org

Providing Quality Insurance since 1900


Home, Auto, Farm, Commercial and Small Business Insurance

We offer Farm and Home Policies with
\$500 Fire Coverage Deductible and
\$1000 Wind/Hail Deductibles

We utilize our own in-house local insurance adjusters and local agents, so we can provide tailored coverage and personal attention to all of our policyholders

Call us today! We Will save you money!
Your local agent is Jim Cregar 812-569-6649


Spring into action. We can help.



Ask about a Civista Home Equity Line of Credit

Let’s make that home project happen this spring thanks to the equity in your home and our Home Equity Line of Credit (HELOC). Take advantage of flexible minimum payments and convenient access to use your available line amount again and again. Discover all you can do!

Visit your local Civista branch or call 800.604.9368 to get started today.



CIVISTA[®]
BANK
Focused on You

Home Equity Line of Credit (HELOC)
lowest rate is Prime (8% Annual Percentage Rate (APR) as of 3/23/2023). The lowest rate includes no closing costs for equity lines under \$500,000.00 that remain open for at least 36 months. If you close your line of credit within 36 months of account opening, the bank origination fee waived at account opening (\$350.00 as of 3/23/2023) may be assessed. Annual fee is \$75.00 and is waived the first year. The APR may vary based on The Wall Street Journal “Prime Rate” (Prime) as published on the first day of the month. Minimum APR is 3.25% and maximum APR is 25.00%. Rate and terms may change at any time and may vary by property type, loan amount, credit history, and loan-to-value ratio. Property insurance required and flood insurance may be required. Consult your tax advisor regarding the tax deductibility of interest. Important Consideration when managing Interest-Only Payments: the interest rate on a home equity line of credit is variable; therefore, your monthly interest-only payment may change with market rates. Your principal balance is only reduced when you make voluntary principal payments during the 15 year draw period of your home equity line of credit. At maturity, any remaining account balance outstanding will be due in a single balloon payment. At that time, the bank may, but is not obligated to, refinance the line of credit. Subject to credit and property approval.

Member FDIC
NMLS# 412706